

The importance of a balanced budget

The development of the City’s annual budget is driven by Council-approved policy, which states the City must “adopt and maintain a balanced annual operating budget and an integrated capital budget” with the goal of maintaining “a long-term structurally balanced budget, where ongoing revenues support ongoing expenditures.” The FY2026-27 proposed budget meets both criteria.

How can I participate in the budget process?

Public participation is essential to establishing citywide priorities for the annual budget. Several public meetings have already taken place and the following opportunities remain:



May 15, 2026

Proposed budget document available for review at the City Clerk’s Office, all three City libraries, and on the City’s website



May 27, 2026 at 4 p.m.

Budget Workshop at 116 S. Grant Street



June 17, 2026

City Council considers budget adoption at 116 S. Grant Street

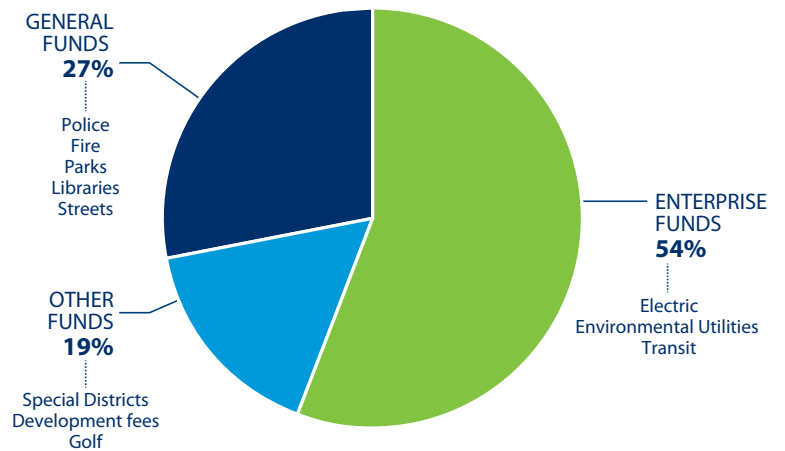
Additional resources

- Current and prior budget documents and related reports are available on the City’s Financial Transparency page at roseville.ca.gov/FinancialTransparency.
- FY2025–26 budget data, including interactive visuals, is available on the City’s Open Budget platform at budget.roseville.ca.us.

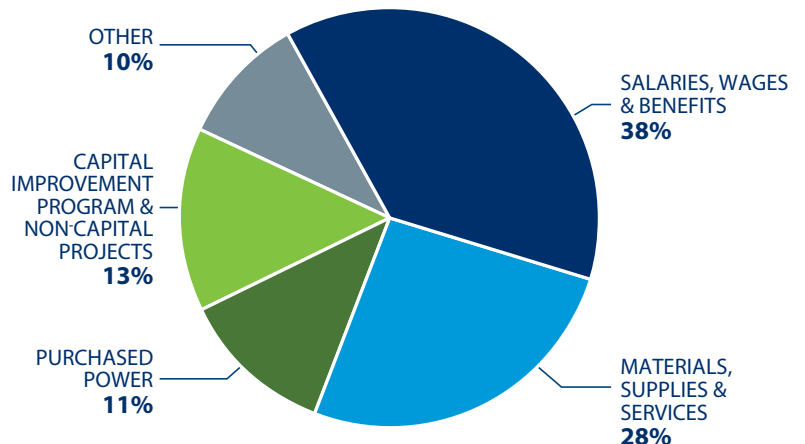
Citywide budget

The total FY2026-27 budget for the City of Roseville is \$885 million in revenues and \$877 million in expenses.

REVENUE BY FUND TYPE - \$885 MILLION



EXPENSES BY MAJOR CATEGORY - \$877 MILLION



Capital Improvement Program

The five-year Capital Improvement Program (CIP) plans for the maintenance, enhancement and expansion of core infrastructure to ensure the continuation of high levels of service.

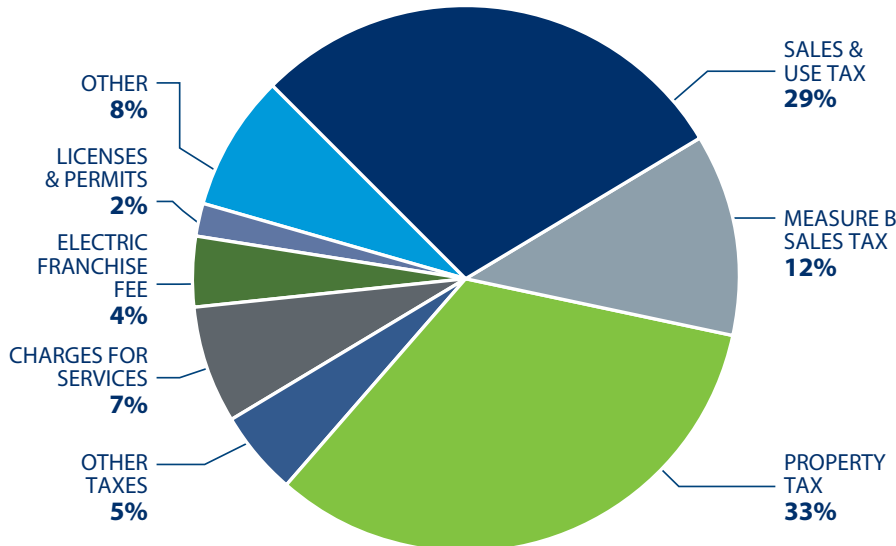
The following is a breakdown of CIP expenses by program areas (in millions):

Program area	FY2026-27	Five-year CIP
Citywide Technology	\$ 1.5	\$ 3.0
Electric	\$ 33.4	\$ 154.6
General Government	\$ 5.9	\$ 5.9
Parks, Recreation & Libraries	\$ 17.9	\$ 72.4
Public Safety	\$ 1.0	\$ 1.0
Public Works	\$ 5.5	\$ 207.1
Waste Services	\$.2	\$.2
Wastewater	\$ 13.1	\$ 99.0
Water	\$ 12.0	\$ 76.0
Total	\$ 90.5	\$ 619.2

General Fund operating budget

The FY2026-27 General Fund operating expense budget totals approximately \$258 million.

Where does the money come from?



Where does the money go?



New positions

This budget adds 14 ongoing positions to address the increasing scope and complexity of the City's work.

Department	New positions	Position eliminations	Total net change
Development Services	-	(2.00)	(2.00)
Electric	5.00	(1.00)	4.00
Environmental Utilities	6.00	-	6.00
Information Technology	-	(1.00)	(1.00)
Parks, Recreation & Libraries	1.00	-	1.00
Police	4.00	-	4.00
Public Affairs & Communications	1.00	-	1.00
Public Works	1.00	-	1.00
Total	18.00	(4.00)	14.00

For more information about the budget

To read the City Manager's Budget Message, which provides an overview of the economic climate as well as the City's outlook, opportunities, and challenges, see roseville.ca.gov/budget.

Call (916) 774-5300 or email finance@roseville.ca.gov